

VALOR PARK

HACKNEY WICK



PRIME INNER LONDON
URBAN WAREHOUSE OPPORTUNITY
INDUSTRIAL / WAREHOUSE UNITS TO LET
FROM 5,189 TO 17,265 SQ FT AVAILABLE

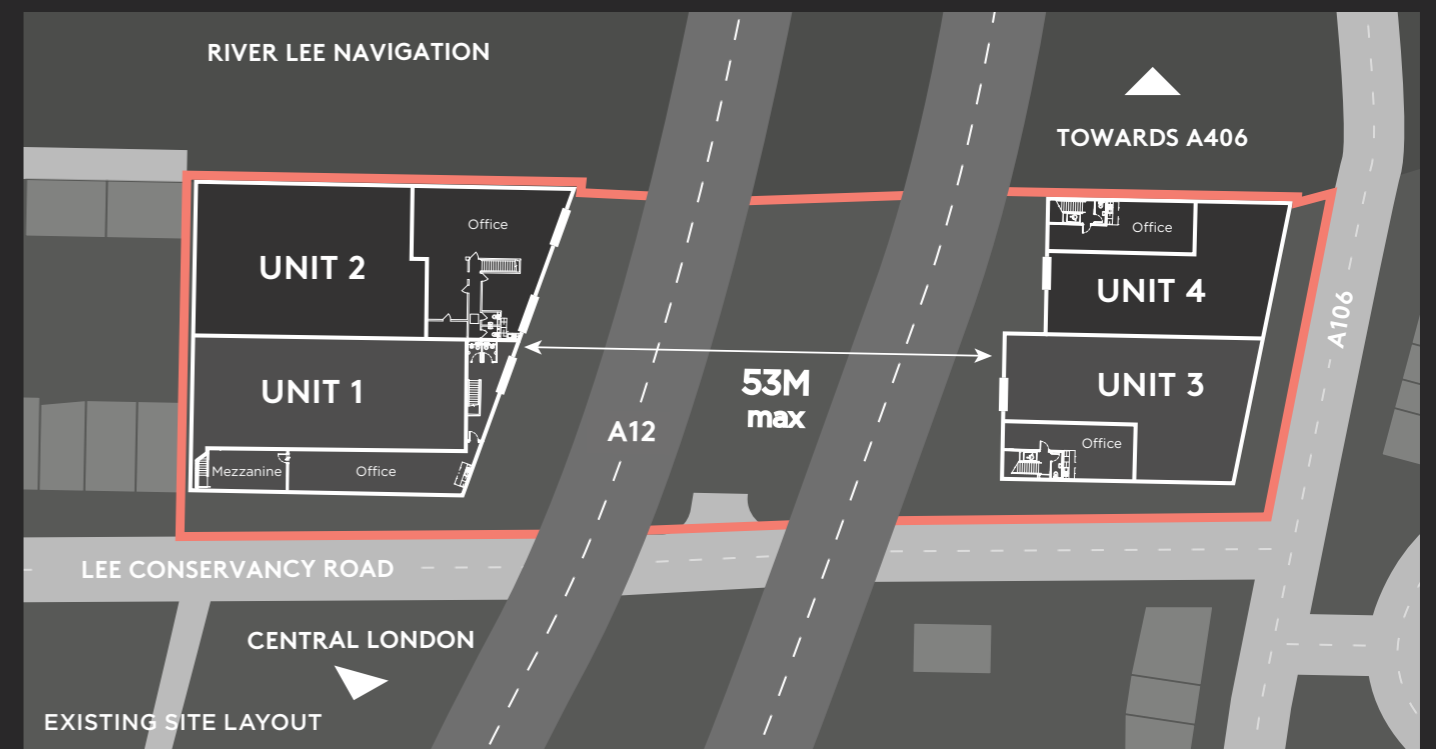



5,189 TO 17,265 SQ FT REFURBISHED WAREHOUSES

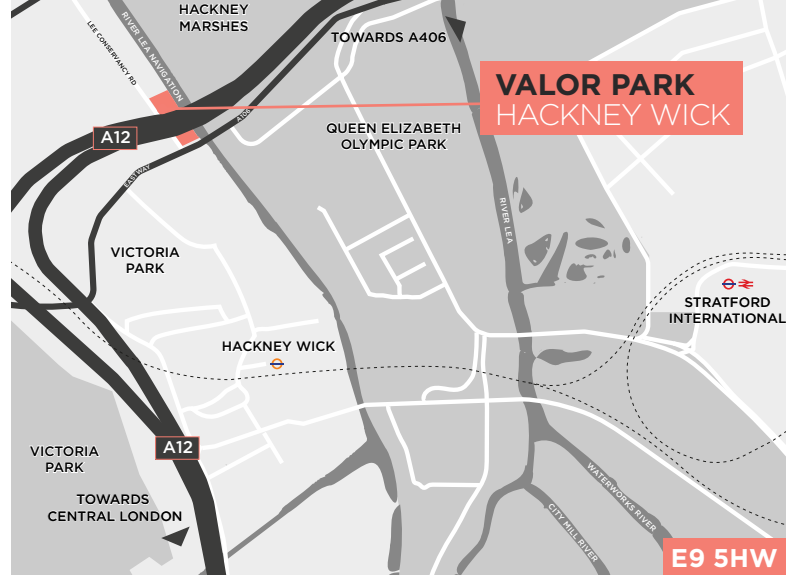
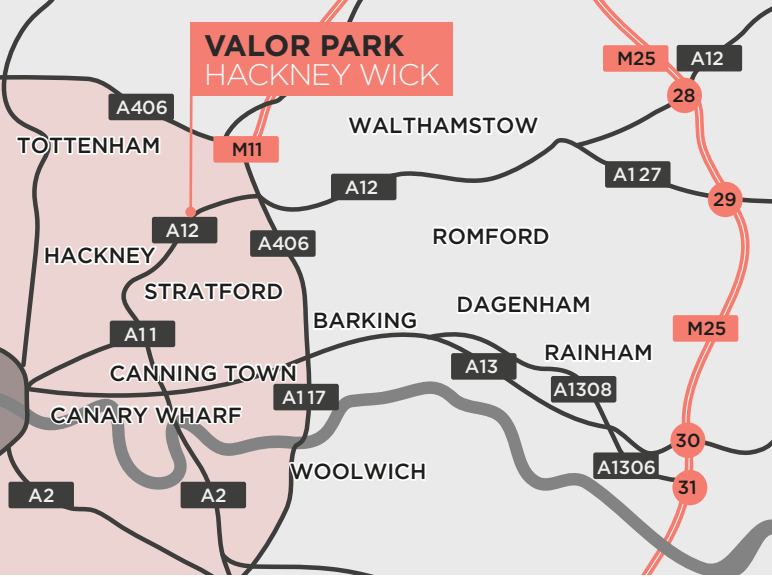
- 53M YARD DEPTH
- 4 LEVEL ACCESS DOORS
- 5.9-6.9M CLEAR INTERNAL HEIGHT
- NEW FIRST FLOOR OFFICES
- COMPREHENSIVELY REFURBISHED
- 24 CAR PARKING SPACES
- 6.1M CLEAR HEIGHT UNDER THE FLY-OVER
- UP TO 1.2MVA
- 8 EV CHARGERS

ACCOMMODATION

UNIT 1	SQ FT	SQ M	UNIT 3	SQ FT	SQ M
WAREHOUSE	5,736	533	WAREHOUSE	3,905	363
GF OFFICES	259	24	GF OFFICES	464	43
FF OFFICES	1,538	143	FF OFFICES	1,006	93
MEZZANINE	354	33	TOTAL GEA	5,375	499
TOTAL GEA	7,887	733			
UNIT 2	SQ FT	SQ M	UNIT 4	SQ FT	SQ M
WAREHOUSE	6,728	625	WAREHOUSE	3,730	346
GF OFFICES	145	13	GF OFFICES	468	43
FF OFFICES	2,433	226	FF OFFICES	1,163	108
TOTAL GEA	9,307	865	TOTAL GEA	5,361	498







DESCRIPTION

The site consists of 4 high specification, self-contained units sharing a predominantly covered service yard with a maximum depth of 53m.

The units have been comprehensively refurbished to a grade A standard.

LOCATION

The property is situated in the East London borough of Hackney, with exceptional links to the centre of London. Stratford International station provides fast rail transit to London St Pancras International and high-speed trains to Kent and the South-East. Immediate access at Stratford Station to the London Underground Network (Central and Jubilee), Elizabeth Line, National Rail and Docklands Light Railway allows for complete ease travelling into London and the suburbs.

The A12 provides excellent access to the A406 North Circular Road / M11 which in turn provides access to the M25 (Junction 26).

EPC

EPC A.

RENT

Upon Application.

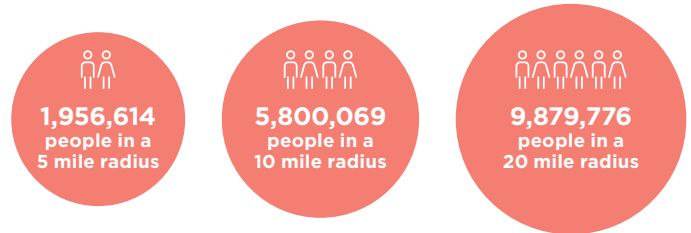
COSTS

Each party to bear their own legal costs in this transaction.

TERMS

Each unit will be available on new FRI leases. Full quoting terms and rents available upon application.

RAIL	MILES	ROAD	MILES
HACKNEY WICK	0.6	A12	0.3
STRATFORD	1.0	A406 / N CIRCULAR RD	4.4
STRATFORD INT.	1.6	CANARY WHARF	4.4
		M11	5.8
AIRPORT	MILES	CENTRAL LONDON	8.0
LONDON CITY	6.9	WOOLWICH FERRY	8.4
HEATHROW	33.5	M25 (J26)	12.6



For further information or to arrange an inspection please contact joint agents:



Peter Davidson
07920 597 574
peter.davidson@jll.com

Jeffrey Prempeh
07395 883 209
jeffrey.prempeh@jll.com



Peter Higgins
07900 990 805
p.higgins@glenny.co.uk

Ryan Anderson
07468 186 415
r.anderson@glenny.co.uk

IMPORTANT Notice Particulars: These particulars are not an offer or contract, nor part of one. You should not rely on statements by JLL, Glenny LPP in the particulars or by word of mouth or in writing ("information") as being factually accurate about the property, its condition or its value. Neither JLL, Glenny LPP nor any joint agent has any authority to make any representations about the property, and accordingly any information given is entirely without responsibility on the part of the agents, seller(s) or lessor(s). Photos etc: The photographs show only certain parts of the property as they appeared at the time they were taken. Areas, measurements and distances given are approximate only. Regulations etc: Any reference to alterations to, or use of, any part of the property does not mean that any necessary planning, building regulations or other consent has been obtained. A buyer or lessee must find out by inspection or in other ways that these matters have been properly dealt with and that all information is correct. VAT: The VAT position relating to the property may change without notice.